



The Qlik IAHP Performance Report and Activity Work Plan apps for DSS FAMs

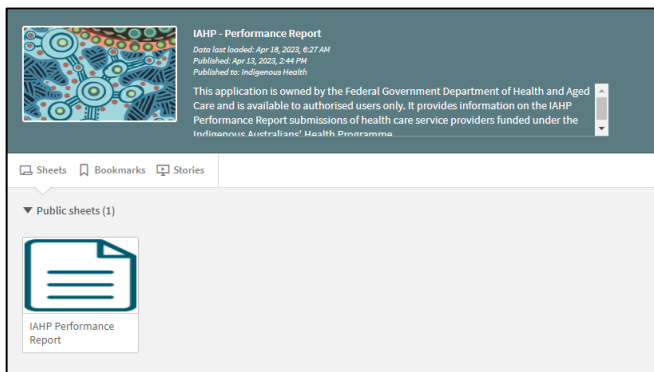
The Qlik IAHP – Performance Report app

The *Qlik IAHP – Performance Report* app allows DSS Funding Agreement Managers (FAMs) to view all the information entered by health services in their *IAHP PHC Performance Reports* through the Health Data Portal each September. It allows you to either view complete Performance Reports for a particular health service or focus on aspects of the performance report for all services, or for a grouping of your choice.

To access the *Qlik IAHP – Performance Report* app:

1. From the Data Portal home screen, select **Reports > Interactive Reports**.
2. On the QLIK screen that displays, select **Indigenous Health** on the left-hand side.
3. On the right-hand side of the screen, select the **IAHP – Performance Report** tile.

The IAHP – Performance Report sheet will display.



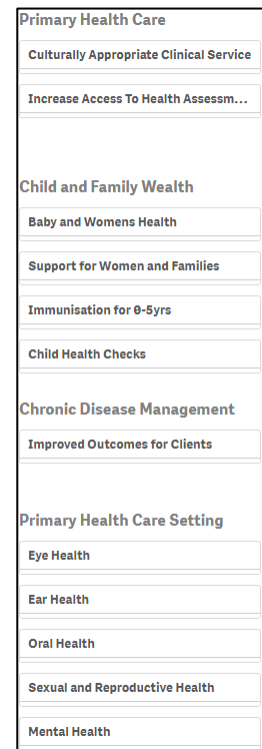
4. To display the report, select the **IAHP Performance Report** sheet.

The IAHP Performance Report screen will display.

Primary Health Care	State	Performance Report Category	Performance Report Quarter	Performance Report Answer	Service Size
Culturally Appropriate Clinical Service	Queensland	Non-Indigenous Report Category	Program Schedule 02	4 2162633	
Increase Access To Health Assessm...	Queensland	Non-Indigenous Report Category	Program Schedule 02	4 1788263	
Child and Family Health	Queensland	Non-Indigenous Report Category	Program Schedule 02	4 809 4442	
Baby and Womens Health	Queensland	Non-Indigenous Report Category	Program Schedule 02	4 822952	
Support for Women and Families	Queensland	Non-Indigenous Report Category	Program Schedule 02	4 822952	
Immunisation for 0-5yrs	Queensland	Non-Indigenous Report Category	Program Schedule 02	4 836244	
Child Health Checks	Queensland	Non-Indigenous Report Category	Program Schedule 02	4 102026	
Chronic Disease Management	Queensland	Non-Indigenous Report Category	Program Schedule 02	4 820790	
Improved Outcomes for Clients	Queensland	Non-Indigenous Report Category	Program Schedule 02	4 101771	
Primary Health Care Setting	Queensland	Non-Indigenous Report Category	Program Schedule 02	4 821867	
Eye Health	Queensland	Non-Indigenous Report Category	Program Schedule 02	4 810224	
Ear Health	Queensland	Non-Indigenous Report Category	Program Schedule 02	4 810224	
Oral Health	Queensland	Non-Indigenous Report Category	Program Schedule 02	4 810224	
Sexual and Reproductive Health	Queensland	Non-Indigenous Report Category	Program Schedule 02	4 810224	
Mental Health	Queensland	Non-Indigenous Report Category	Program Schedule 02	4 810224	

A list of all health services will display, along with their performance report information, broken down by section.

1. If needed, the filter fields at the top of the sheet can be used to filter the information displaying in the table by *state*, *remoteness*, or *service size*.
2. The magnifying glasses in the header rows of the table can also be used to filter the information by *service name*, *reporting round*, and particular elements of the Performance Report itself.



Lastly, the filter section on the left-hand side of the sheet can be used to filter the information displayed in the table by the different PHC services that health services deliver.

3. To use this filter section, select the service you wish to focus on (for example *Eye Health*, *Ear Health* and *Baby and Women's Health*) and then select either **Achieved**, **Partially Achieved** or **Stalled/Delays**.

The table will then be filtered to display a list of services who have nominated the rating for the selected PHC service they deliver.

To export the data to Excel, select **Save Table to Excel** at the top of the sheet.



The Qlik IAHP Performance Report and Activity Work Plan apps for DSS FAMs

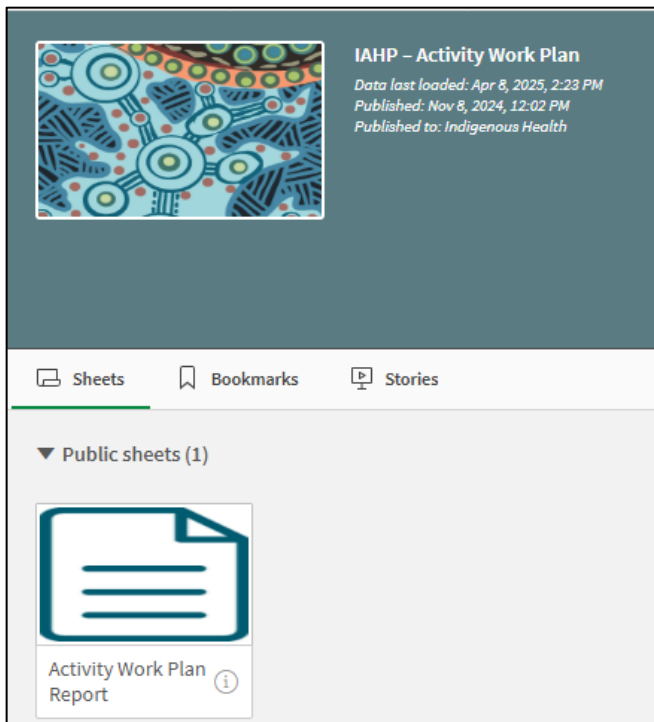
The Qlik IAHP – Activity Work Plan app

The *Qlik IAHP – Activity Work Plan* app allows FAMs to view all the information entered by health services in their *IAHP PHC Activity Work Plans* through the Health Data Portal each June. It allows you to either view complete Activity Work Plans for a particular health service or focus on aspects of the AWP for all services, or for a grouping of your choice.

To access the *Qlik IAHP – Activity Work Plan* app:

1. From the Data Portal home screen, select **Reports > Interactive Reports**.
2. On the Qlik screen that displays, select **Indigenous Health** on the left-hand side.
3. On the right-hand side of the screen, select the **IAHP – Activity Work Plan** tile.

The IAHP – Activity Work Plan screen will display.



4. To display the report, select the **Activity Work Plan Report** sheet.

The Activity Work Plan Report screen will display.

A list of all health services will display, along with their AWP information, broken down by section.

5. If needed, the filter fields at the top of the sheet can be used to filter the information displaying in the table by *state*, *remoteness*, or *service size*.
6. The magnifying glasses in the header rows of the table can also be used to filter the information by *service name*, *reporting round*, and different elements of the AWP



To export the data to Excel, select **Save Table to Excel** at the top of the sheet.