




Currently, there are 21 indicators that need to be reported on by health services as part of six-monthly nKPI reporting. This reporting is conducted through the Health Data Portal.


Further information on the indicators and detailed specifications can be found on the AIHW METeOR site @ [Indigenous Primary Health Care Key Performance Indicators](#) or by contacting the AIHW on 1800 723 258.

The table below details each of the nKPIs that need to be completed by health services when submitting their nKPI report.



nKPI	Title	Description
PI01	Birth weight recorded	Number and proportion of Indigenous babies born within the previous 12 months who attended the organisation more than once, whose birth weight has been recorded at the primary health care service.
PI02	Birth weight result	Number and proportion of Indigenous babies born within the previous 12 months, who attended the organisation more than once, whose birth weight results were categorised as one of the following: <ul style="list-style-type: none"> • Low (less than 2,500 grams) • Normal (2,500 grams to less than 4,500 grams) • High (4,500 grams and over).
PI03	Health assessments	Number and proportion of regular clients who are Indigenous, aged 0-14 years and had a Health Assessment for Aboriginal and Torres Strait Islander People completed (both through <i>Telehealth</i> and <i>In Person</i>) within the previous 12 months AND number and proportion of regular clients who are Indigenous, aged 15 years and over and had a Health Assessment for Aboriginal and Torres Strait Islander People completed (both through <i>Telehealth</i> and <i>In Person</i>) within the previous 24 months.
PI04	Child immunisation	Number and proportion of Indigenous children who are regular clients, aged: <ul style="list-style-type: none"> • 12 months to less than 24 months • 24 months to less than 36 months • 60 months to less than 72 months and who are 'fully immunised'. <p> The <i>Child immunisation</i> indicator (PI04) has been hidden from the nKPI form pending data from the Australian Immunisation Register (AIR) being added to the Clinical Information Systems to ensure more accurate and consistent data is stored.</p>
PI05	HbA1c recorded	Number and proportion of regular clients who are Indigenous, have Type II diabetes and who have had an HbA1c measurement result recorded at the primary health care service within the previous six months AND number and proportion of regular clients who are Indigenous, have Type II diabetes and who have had an HbA1c measurement result recorded at the primary health care service within the previous 12 months.





List of Approved national Key Performance Indicators (nKPIs)

nKPI	Title	Description
PI06	HbA1c result	<p>Number and proportion of regular clients who are Indigenous, have Type II diabetes and whose HbA1c measurement result, recorded within either the previous six months or 12 months, was categorised as one of the following:</p> <ul style="list-style-type: none"> less than or equal to 7% (less than or equal to 53 mmol/mol) ^ greater than 7% but less than or equal to 8% (greater than 53 mmol/mol but less than or equal to 64 mmol/mol) ^ greater than 8% but less than 10% (greater than 64 mmol/mol but less than 86 mmol/mol) ^ or greater than or equal to 10% (greater than or equal to 86 mmol/mol) ^.
PI07	Chronic Disease Management Plan	Number and proportion of regular clients who are Indigenous, have a chronic disease (Type II diabetes) and had a Chronic Disease Management Plan (MBS Item 721) prepared within the previous 24 months.
PI08	Team Care Arrangement (TCA)	<p>Number and proportion of regular clients who are Indigenous, have a chronic disease (Type II diabetes) and for whom a Team Care Arrangement (MBS Item 723) was claimed within the previous 24 months.</p> <p> The <i>Team Care Arrangement (TCA)</i> indicator (PI08) has been hidden from the nKPI form since January 2021. The data previously captured through this indicator has proved to be very similar to that captured through PI07, so PI08 is no longer needed.</p>
PI09	Smoking status recorded	Number and proportion of regular clients who are Indigenous, aged 11 years and over and whose smoking status has been recorded at the primary health care service.
PI10	Smoking status result	<p>Number and proportion of regular clients who are Indigenous, aged 11 years and over and whose smoking status has been recorded as one of the following:</p> <ul style="list-style-type: none"> current smoker ex-smoker, or never smoked.
PI11	Smoking status result of women who gave birth	<p>Number and proportion of regular clients who are Indigenous, younger than 20, 20-34 years old, or 35 years and older, who gave birth within the previous 12 months and whose smoking status has been recorded as one of the following:</p> <ul style="list-style-type: none"> current smoker ex-smoker, or




nKPI	Title	Description
		<ul style="list-style-type: none"> never smoked.
PI12	Body Mass Index	<p>Number and proportion of regular clients who are Indigenous, aged 18 years and over and who have had their BMI classified in one of the following categories within the previous 24 months:</p> <ul style="list-style-type: none"> Underweight (BMI < 18.5) Normal Weight (BMI >= 18.5 & < 25) Overweight (BMI >=25 & <30) Obese (BMI >=30).
PI13	First antenatal care visit	<p>Number and proportion of regular clients who are Indigenous, who gave birth within the previous 12 months and who had gestational age recorded at their first antenatal care visit with results either:</p> <ul style="list-style-type: none"> before 11 weeks gestation 11 to 13 weeks 14 to 19 weeks 20 weeks or later no result recorded did not attend an antenatal care visit.
PI14	Immunised against influenza 6+ months	Number and proportion of regular clients who are Indigenous, and who are immunised against influenza.
PI15	Immunised against influenza – clients with chronic disease	<p>Number and proportion of regular clients who are Indigenous, aged 15 - 49 years, are recorded as having Type II diabetes or chronic obstructive pulmonary disease (COPD) and are immunised against influenza.</p> <p> The <i>Immunised against influenza – clients with chronic disease</i> indicator (PI15) has been hidden from the nKPI form since January 2022.</p>
PI16	Alcohol consumption recorded	Number and proportion of regular clients who are Indigenous, aged 15 years and over and who have had their alcohol consumption status recorded at the primary health care service within the previous 24 months.
PI17	AUDIT-C result	<p>Number and proportion of Indigenous regular clients, aged 15 years and over, who have had an AUDIT-C result recorded in the previous 24 months with a score of: greater than or equal to 4 in males and 3 in females or less than 4 in males and 3 in females.</p> <p> The <i>AUDIT-C</i> result has been hidden from the nKPI form since July 2023.</p>
PI18	Kidney function test recorded	Number and proportion of regular clients who are Indigenous, who are recorded as having Type II diabetes and have had an estimated glomerular filtration rate (eGFR)



nKPI	Title	Description
		<p>recorded AND/OR an albumin/creatinine ratio (ACR) or other micro albumin test result recorded within the previous 12 months.</p> <p>Number and proportion of regular clients who are Indigenous, who are recorded as having cardiovascular disease (CVD) and have had an eGFR AND/OR an albumin/creatinine ratio (ACR) or other micro albumin test result recorded within the previous 12 months.</p> <p>Number and proportion of regular clients who are Indigenous, who are recorded as having either Type 2 Diabetes or cardiovascular disease (CVD) and have had an eGFR AND/OR an albumin/creatinine ratio (ACR) or other micro albumin test result recorded within the previous 12 months.</p>
PI19	Kidney function result categories	<p>Number and proportion of Indigenous regular clients with Type 2 Diabetes and/or Cardiovascular Disease (CVD) who had both an eGFR and ACR result recorded within the last 12 months, and whose risk was categorised as one of the following:</p> <ul style="list-style-type: none"> • Normal • Low • Moderate • High. <p> The PI19-A and PI19-B indicators were combined to form PI19: Kidney function result categories for the January 2022 reporting round. This indicator was then suspended for the January 2022 reporting round, shortly before reporting commenced. PI19 was reactivated for the July 2022 reporting round.</p>
PI19A	eGFR result	<p>Number and proportion of regular clients who are Indigenous, aged 15 years and over, are recorded as having Type II diabetes or cardiovascular disease (CVD) and who have had an estimated glomerular filtration rate (eGFR) recorded within the previous 12 months with a result of (ml/min/1.73m²):</p> <ul style="list-style-type: none"> • greater than or equal to 90 • greater than or equal to 60 but less than 90 • greater than or equal to 45 but less than 60 • greater than or equal to 30 but less than 45 • greater than or equal to 15 but less than 30 or • less than 15. <p> This indicator was discontinued for the January 2022 nKPI reporting round.</p>



nKPI	Title	Description
PI19B	ACR result	<p>The number and proportion of regular clients who are male, Indigenous aged 15 years and over, who are recorded as having Type II diabetes and who have had an albumin/creatinine ration (ACR) recorded within the previous 12 months with a result of (mg/mmol):</p> <ul style="list-style-type: none"> less than 2.5 greater than or equal to 2.5 but less than or equal to 25 greater than 25 <p>OR the number and proportion of regular clients who are female, Indigenous aged 15 years and over, who are recorded as having Type II diabetes and who have had an albumin/creatinine ration (ACR) recorded within the previous 12 months with a result of (mg/mmol):</p> <ul style="list-style-type: none"> less than 3.5 greater than or equal to 3.5 but less than or equal to 35 greater than 35 <p> This indicator was discontinued for the January 2022 nKPI reporting round.</p>
PI20	CVD risk assessment factors	Number and proportion of Indigenous regular clients with no known cardiovascular disease (CVD) aged 35 to 74 years, with information available to calculate their absolute CVD risk.
PI21	CVD risk assessment result	Number and proportion of Indigenous regular clients, aged 35 to 74 years and with no known history of cardiovascular disease (CVD) who have had an absolute CVD risk assessment recorded within the previous 2 years and whose CVD risk was categorised as one of the following: <ul style="list-style-type: none"> High (greater than 15% chance of a cardiovascular event in the next 5 years) Moderate (10-15% chance of a cardiovascular event in the next 5 years) Low (less than 10% chance of a cardiovascular event in the next 5 years)
PI22	Cervical screening	Number and proportion of female regular clients who are Indigenous, aged 25 to 74 years, who have not had a hysterectomy and who have had a cervical screening (HPV) test within the previous five years.
PI23	Blood pressure recorded	Number and proportion of regular clients who are Indigenous, have Type II diabetes and who have had a blood pressure measurement result recorded at the primary health care service within the previous six months.




nKPI	Title	Description
PI24	Blood pressure less than or equal to 140/90 mm/Hg	Number and proportion of regular clients who are Indigenous, have Type II diabetes and whose blood pressure measurement result, recorded within the previous 6 months, was less than or equal to 140/90 mmHg.
PI25	STI Tests	Number of Indigenous regular clients between 15 and 34 years of age, who tested for one or more sexually transmitted infections within the previous 12 months



Maternal and Child Health Services

Maternal and Child Health services currently only need to complete five indicators when submitting their nKPI report in the Health Data Portal. These indicators are listed below.

nKPI	Title	Description
PI01	Birth weight recorded	Number and proportion of Indigenous babies born within the previous 12 months who attended the organisation more than once, whose birthweight has been recorded at the primary health care service.
PI02	Birth weight result	Number and proportion of Indigenous babies born within the previous 12 months, who attended the organisation more than once, whose birth weight results were categorised as one of the following: <ul style="list-style-type: none"> • Low (less than 2,500 grams); • Normal (2,500 grams to less than 4,500 grams); • High (4,500 grams and over).
PI03	Health assessments	Number and proportion of regular clients who are Indigenous, aged 0-14 years and had a Health Assessment for Aboriginal and Torres Strait Islander People completed (both through <i>Telehealth</i> and <i>In Person</i>) within the previous 12 months AND number and proportion of regular clients who are Indigenous, aged 15 years and over and had a Health Assessment for Aboriginal and Torres Strait Islander People completed (both through <i>Telehealth</i> and <i>In Person</i>) within the previous 24 months.
PI04	Child immunisation	Number and proportion of Indigenous children who are regular clients, aged: <ul style="list-style-type: none"> • 12 months to less than 24 months; • 24 months to less than 36 months; • 60 months to less than 72 months; and who are 'fully immunised'. <p> The Child immunisation indicator (PI04) has been hidden from the nKPI form since January 2021, pending data from the Australian Immunisation Register (AIR) being added to the Clinical Information Systems to ensure more accurate and consistent data is stored.</p>
PI11	Smoking status result of women who gave birth	Number and proportion of regular clients who are Indigenous, younger than 20, 20-34 years old, or 35 years and older, who gave birth within the previous 12 months and whose smoking status has been recorded as one of the following: <ul style="list-style-type: none"> • current smoker, • ex-smoker, or • never smoked.



nKPI	Title	Description
PI13	First antenatal care visit	<p>Number and proportion of regular clients who are Indigenous, who gave birth within the previous 12 months and who had gestational age recorded at their first antenatal care visit with results either:</p> <ul style="list-style-type: none">• before 11 weeks;• 11 to 13 weeks;• 14 to 19 weeks;• 20 weeks or later;• no result recorded;• did not attend an antenatal care visit.