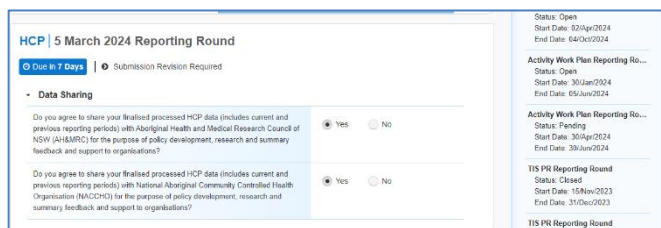




To amend your health service's HCP submission as a *Submission Uploader* once it has been sent back to you by your *Submission Reviewer* or *Approver*:

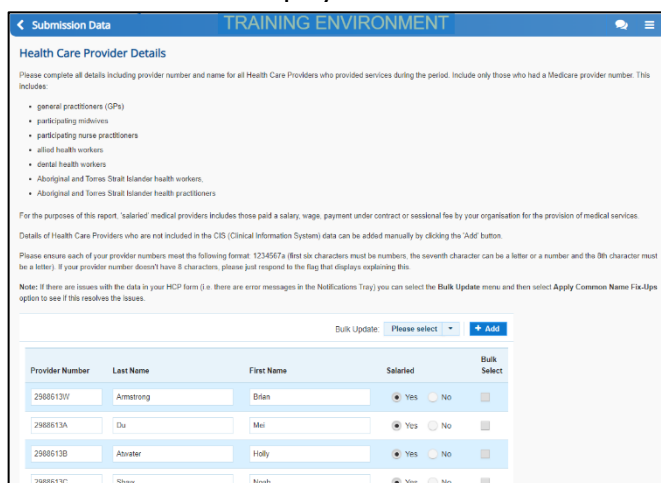
1. Open the Data Portal through [Health Data Portal](#).
2. Log in using the information provided in the [Register for and Log in to the Health Data Portal \(Indigenous Health\)](#) QRG.

The Data Portal home screen will display with the *Reporting Dashboard* open.



3. To open your HCP form, hover your mouse pointer to the right of the **HCP reporting round** text in the **Reporting Dashboard** and select

If you need to change the *Title* or *Description* of the submission, you can do this in the *Data Asset Details* screen by selecting next to and then selecting *Open Data Asset*. The HCP form will display.



4. Review the data in the form as needed, focussing on any comments made by your *Submission Reviewer* or *Submission Approver* asking you to amend values.
5. If required, update the value(s) in the required cell(s) based on your *Submission Reviewer/Approver's* comments.
6. To respond to a particular comment made by your *Submission Reviewer/Approver*

rather than amending the identified value(s), in the *Notifications Tray*, hover your mouse pointer to the right of the data validation flag title, and select .

If the *Notifications Tray* doesn't display, select or at the top of the form to open it so you can address the data validation issues/read the comments that display.

7. Select in the **Reason** field that displays and select the reason you are adding a response from the drop-down list.
8. Enter your response in the **Additional Information** field.
9. To save the comment, select
10. Repeat steps **5** to **9** for any other values in the form that need to be addressed.

If you wish to add a comment for your colleagues explaining the changes you have made to the values, select at the top of the *Notifications Tray* and add the details.

11. To exit your HCP form and return to the Data Portal home screen, scroll to the bottom of the form, and select .

The Data Portal home screen will again display with the *Reporting Dashboard* open.


12. Before progressing your HCP submission through the submission workflow, answer either **Yes** or **No** to the data sharing consent questions that display under **Data Sharing** if the questions have not already been answered.

13. To save the changes, select .
14. To progress your HCP submission through the submission workflow, select




The Change Data Asset Status window will display.

An automated email will be sent to all users within your health service that have the applicable role in the Data Portal (*Submission Reviewer* or *Submission Approver*) letting them know your HCP report has been submitted to them for action.

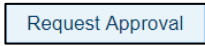

15. In the **Action** field, select  and select the appropriate action.

The available actions are:

- **Request Review** – Select this action to send your HCP submission to your *Submission Reviewer* for review again.
- **Request Approval** – Select this action to send your HCP submission directly to your CEO or their representative for approval.

 If you can approve the HCP submission yourself, you will also see the *Approve for Submission* option in the action list. This allows you to approve your submission and submit it directly to Health, Disability and Ageing for processing.

16. In the **Comment** field, enter any comments about the action being performed on the submission.
17. One of the following options can now be selected when submitting your HCP report, depending on the action you have selected:

- To send your HCP submission to your CEO or their representative for approval, select . See the [Approve your HCP Submission \(Submission Approver\) QRG](#) for the next step in the process.
- To send your HCP submission to your *Submission Reviewer* for review again, select . See the [Review your HCP Submission \(Submission Reviewer\) QRG](#) for the next step in the process.

Your HCP submission has now been amended and either sent back to your *Submission Reviewer* for review or sent straight on to your CEO or their representative for approval.